



STUDENT APPS

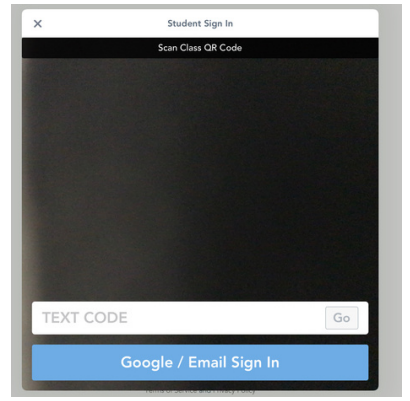
SEESAW

Seesaw is an app that allows teachers to assign activities to their students. Students can use tools within the app to complete assignments and turn in work.



SIGNING IN

Your teacher will give you a code to scan or a text code to enter. This will connect you to your teacher's class. Scan/Enter the code, choose your name from the roster and you're in!

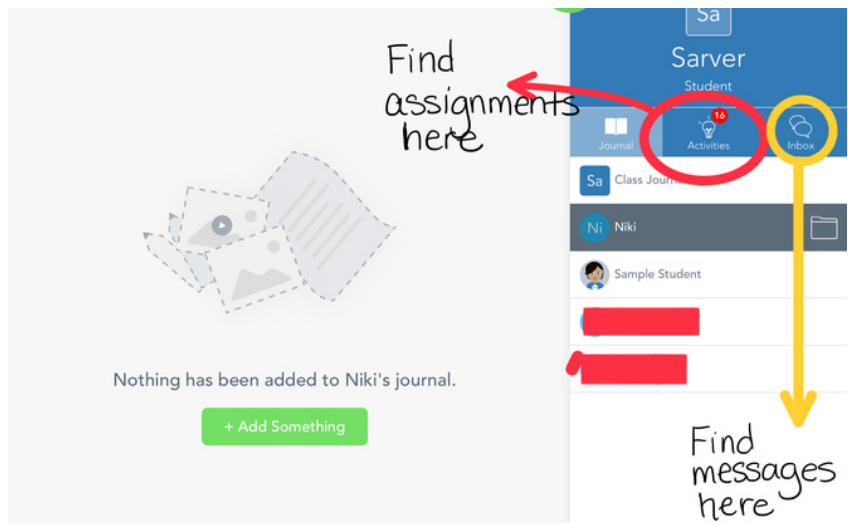


STUDENT DASHBOARD

Students can access their journal.

Find Activities that their teacher has assigned.

Access messages sent to them from their teacher.

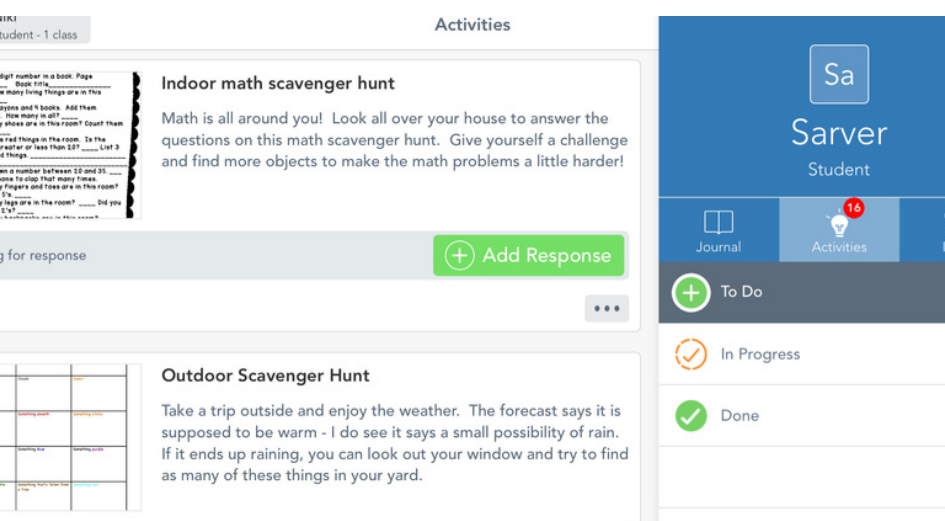


ACTIVITIES

On the activity page, students will be able to see work assigned to them.

They can see a preview of the activity and the instructions needed to complete it.

Students can tap +Add Response to start completing the activity.

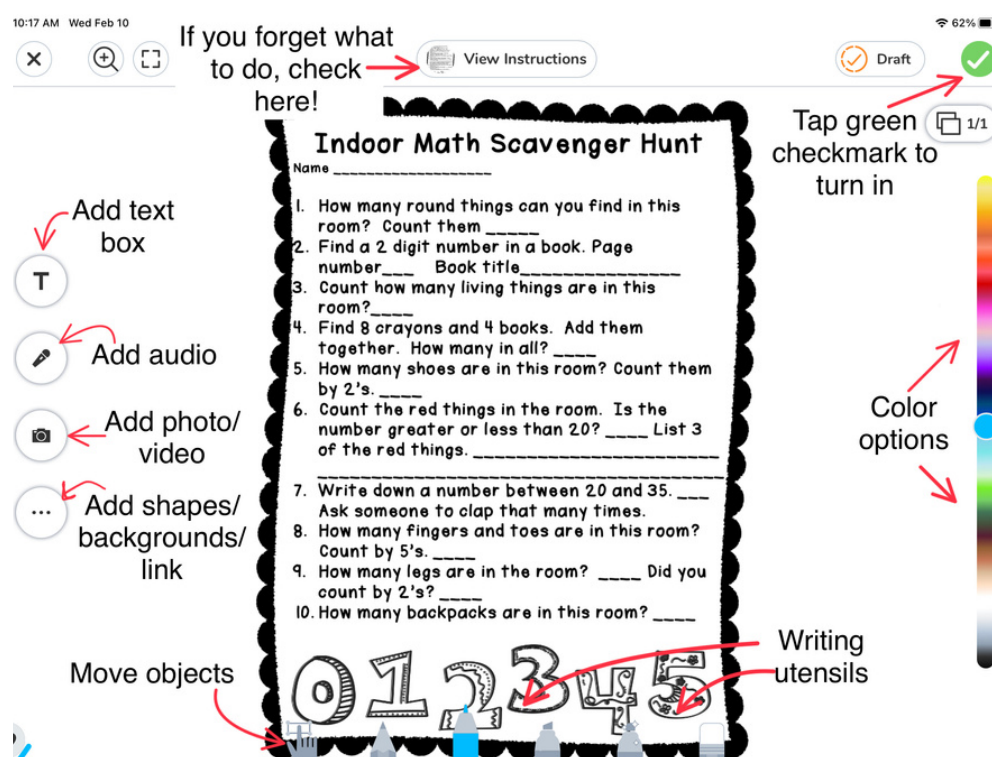


TOOL OPTIONS

Students have a variety of tools available to complete activities.

Be sure to read activity instructions carefully so student knows how to respond.

The green checkmark will turn in completed work. Teachers will be able to view submission.



SEESAW IS A GREAT TOOL THAT ALLOWS TEACHERS TO ASSIGN INTERACTIVE, DIGITAL ACTIVITIES!

Click here for resources: [Students: Getting Started on Seesaw](#)

PLEASE CONTACT YOUR TEACHER FOR LOGIN INFORMATION SPECIFIC TO THEIR CLASS.